



---

# A Machine Learning Framework for Hate Speech Recognition on Social Media

Chandan Kumar<sup>1</sup>, Ritesh Kumar Yadav<sup>2</sup>, Varsha Namdeo<sup>3</sup>

Department of Computer Science & Engineering<sup>1,2,3</sup>

SRK University, Bhopal, (M.P.), India<sup>1,2,3</sup>

## ABSTRACT

The disconnection of hate speech from specific pieces of the hostile language has gotten one of the fundamental issues during the investigation of detest talk in online life. Lexical disclosure strategies, as a rule, are not exactly viable, in light of the fact that they don't comprehend the two gatherings in any message containing specific words as detest as a discourse. In this proposition, swarmed detest discourse vocabularies were created to gather tweets containing terms of despising discourse additionally dimensionality decrease approach is utilized to improve the accuracy of degree. This work has characterized tweets into three classifications: those containing detest discourse, hostile language, and those not with either. We are preparing to perceive these various characterizations in a multi-class grouping. The calculation of ordered relapse by a dimensionality decrease approach has been actualized with 83% exactness, which is better than other existing calculations like 71.33% of Naïve Bayes and 80.56% of SVMs.

**Keywords:** Machine Learning, Hate Speech, Social Media, Internet, SVM, Naïve Bayes.

## Introduction

Sentiment Analysis is an advancing field of exploration in the information mining domain. It's the estimation management of appraisals, notions, and prejudice of substance [1].

The quantity of AI calculations are as of now been created in the territory of supposition examination and diverse emotion supported appliances are analyzed and displayed rapidly in this study. These editorials are arranged by responsibilities in the diverse emotion examination strategies. The analysts have been pulled in to zones identifying with AI (move learning, enthusiastic location, and building resources). The central target of this review is to give the practically complete image of emotion investigation frameworks and the associated domains through a short assessment. The essential responsibilities of this thesis work are to consolidate the mind-boggling requests of a gigantic quantity of continuous editorials and the blueprint of the progressing example of exploration in the supposition assessment and its associated confined. Assumption investigation is the innovative troubles that appeared in programmed language handling with the approach of informal organizations.

Abusing the proportion of information is by and by available, exploration and industry have searched for ways to deal with normally separate Nowadays, and interpersonal organizations have changed how people express their emotions and reasons forsee. This office is given through abstract disseminations, online talk areas, thing evaluation locales, etc. People rely energetically upon this client created content. Informal organizations give a broad proportion of the substance created by the customer; it is a huge



substance for examination and offers more organizations changed following the necessities of clients. Lately, there are many upgrades in the field of information, and conclusion trade has propelled the exploration of the notions gathered through the interpersonal organization. The examinations of Sentiments use, notwithstanding different things, the acknowledgment of evaluations on relational associations, clarifying client direct, endorsing things, and explaining the aftereffect of the choices. It contains filtering for calculative significances over the cyberspace, for instance, responses, recommendations, and inspecting the notions imparted in that in a modified or standard technique to appreciate unwrap conclusion.

The topic of online hate speech for international and EU organizations is becoming more critical and recognizes it as a growing problem in and outside Europe. In this context, the ECRI study of 2015 stresses the rapid growth of hate speech in social media. And has the ability to reach audiences that are much larger than extremism in history, "emphasizing hate speech online as one of the year's most important phenomenon. UNESCO has been also focusing on the growing problem, mapping and evaluating current online efforts to fight hatred in its detailed 2015 report on "Online hate speech countering". Moreover, recently the government took the issue of hate speech more seriously, as reflected, for example, in the French President Francois Hollande's plan to introduce a law that makes businesses such as Google and Facebook complicit in hate speech crime if government users post extremist content. The recent request of Deutschland's Justice Minister for increased efforts in countering the recent (September 2015) refugee crisis of hateful xenophobia is more important in this regard. The agreement was reached with the German Minister for Justice, Internet Service Providers and other social media networks on setting up a Task Force by Facebook to quickly recognize and delete abusive content [2].

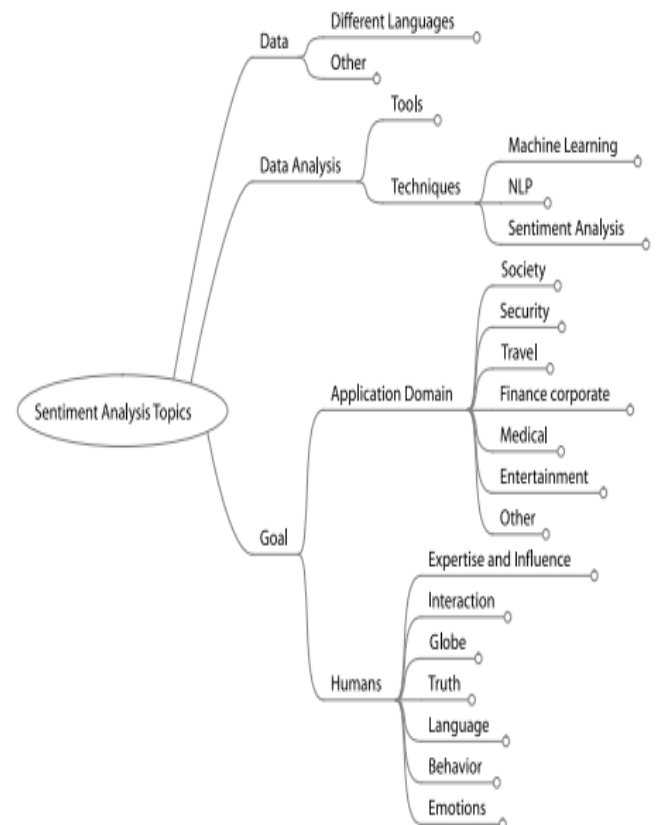


Figure 1: Various phases in sentiment analysis

## II Related Work

Feeling investigation is treated as a task of customary language taking care of at a couple of degrees of granularity. There has been a great deal of examination on the inclination examination, rule rooted methodologies, from BoW to AI calculations. From a record stage in [3] statement stage characterization in [4] and late sentence stage in [5]. One of the well known long range informal communication sites is Twitter, from first to last which customer's appropriate posts on recent situations and assessments on whichever issue. The withdrawal methodology should be possible at the report stage or the statement stage. In [6] have expressed that estimation revitalization has developed it as a noteworthy piece of www lists. Evaluations, assessment examples, and specialist emotions advance the chase comprehension of customers when gotten together



with customary chronicle recuperation, through revealing additional tads of information regarding an issue. Assumption gathering over thing overviews can be very significant for things exhibiting and arranging, revealing the customers' attitude towards a thing and its features alongside different estimations, for instance, time, topographical zone, besides, understanding. Following how evaluations or trades create after some time can bolster us separate entrancing examples and models and better understand the habits wherein that information is spread on the Internet.

Yu et al. [7] demonstrated how strong emotional terms are to describe the emotions of the news articles on the stock market. A logical entropy model is designed to understand these terms and their ability to produce several terms from a limited corps of stock exchange news articles with explanatory feelings. The corresponding entropy model assesses the closity of two words, like words in the seed, by considering their logical transmission through an entropy measure. Exploratory studies have shown that terms of feeling and their contrast can progressively be used in the proposed strategy and thus enhance the execution of agreements. Further improvement was made through the combination of influence within the assembly, and the projected approach thrash the previously projected approaches based on Point-to-Point Information (PMI).

Tao et al. have introduced a procedure that embraces a characterization system that relies upon an original syntactic course depiction model known as S-HAL. it on a very basic level makes a ton of weighted highlights reliant on including statements and portrays the syntactic heading information of statements through a specific part gap. Seeing as the procedure intertwines the idea fundamental and the hypothesis confirmed through the procedure for SO-PMI, it can quickly and decisively recognize the syntactic bearing of terms without the use of a cyberspace website file. The delayed consequences of an exploratory appraisal

illustrate that their method thrashed further identified methodologies.

In [8] have built up a jargon mock-up for the illustration of action statements, things, and descriptor of statement which is to be used in functions similar to conclusion sensation and supposition withdrawal. The mock-up way to portray the exact partisanship connections between survives among the performers in a statement conveying independent tempers for each on-screen personality. Partisanship connections that survive among the different performers are set apart with information regarding mutually the personality of the temper proprietor and the bearing (true vs. false) of the outlook. The sculpt joins a characterization in syntactic groups relevant to sensation withdrawal and estimation examination and offers expects to the distinctive verification of the attitude proprietor and the furthest summit of the outlook and for the interpretation of the emotions and suppositions of the different performers drew in with the substance. Special attention is remunerated to the activity of the narrator/writer of the substance whose perspective is imparted and whose viewpoints on what is happening are accepted on in the substance. Finally, the endorsement is specified via a remark learning which illustrates that these subtle partisanship connections are constantly conspicuous via individual editors.

The scholars have portrayed in their paper [9] the SemEval-2017 Task 4 multi-see outfit approach on Twitter Sentiment Analysis, to be specific to the Message Polarity Classification subtask for English. The report depended on the democratic gathering, with an alternate space for each base classifier. The principal space is a Bag-of - Word design and is outfitted with a Linear SVM. The second and third spaces are two unique techniques to join statement embeddings to speak to sentences and to utilize the Linear SVM and the Logistic Regression as fundamental classifiers. As far as the F1 score and the twentieth review, the proposed program rankings eighteenth out of 38 systems.



### III Proposed Work

In the event that the normal of every feeling was characterized in a detest discourse, the following move was to shape a model for ordering despise discourse. Another dataset dependent on the Davidson dataset was made for this reason.

#### 3.1 Creation of Dataset

To comprehend the language of despise, it is basic to see above all else what loathe discourse is and what highlights have a place in abhor language. That is the reason the Hate discourse dataset given by Davidson and Warmsley [10] has been broke down and gives 24782 tweets arranged in the loathe discourse (1430), hostile language (19190), or not a couple of (4162) have been discharged. That information has been remembered for the examination. Such tweets were genuinely sorted and along these lines, as recommended in the analyst clarification, the qualification between each characterization was dynamic. The dataset was deconstructed utilizing characteristic language (NLP) strategies to set up the words applied gradually and all the more progressively to the structure of all compositions distinguished as loathe discourse and if that substance was detested discourse [11].

To accomplish this improvement, another dataset was made that included 975 pre-handled tweets as of late sorted out in a dataset by Davidson for every classification. A banner demonstrating that the articulation incorporates terms delegated abhor discourse in the Hate base word reference and uses the NRC Strength jargon as a guide, dismemberments are done and the intensity of sentiments of anger is determined. In this manner, the number of words in the substance was diminished, with a Natural Language Processing (NLP) pipeline, which just contained important information. The pipeline utilized for content decrease incorporates five indications of progress: n-grams, tokenizing, and removal of stop words, grams, and name clearing components as appeared in the figure. 2 Pre-preparing is separated into three equal errands utilizing the Stanford Core NLP tool kit [12] for these assignments. It is significant because the principal association must

distinguish both the syntactic qualities checking and the recognizable proof of named parts

#### 3.2 Proposed strategy

Pre-processing begins by defining n-Gram, in which the contents describe an existing collection of n-Grams, which can be interpreted as a single phrase. However, most recurring bi-graphics and tri-graphics (sets of terms, individual words) are defined and a stop word list is given.

The tokenizer then divides the output into a list of words. Three parallel procedures begin with the pipeline:

The tokens shall be divided into grammar linguistically, in which objects, terms of practice, modifications and descriptors are defined and discharged for future purposes;

- Expelled tokens from the predefined list of stop words (and refreshed with N-Grams data);
- The tokens in the cycle of the element named are examined to identify and dispose of names (peoples, areas or associations).

Eventually, the following tokens are put in the same way for these procedures and the sensations of each pre-processed material are defined by a Python procedure that investigates the EmoLex dictionary and recognizes the basic feelings according to the model of Plutchik. The dictionary NRC Intensity is used for distinguishing hate and violent language in this study. The mean of the negative force showed in our investigation that abhorrent speech (hate speech) is less extraordinary than hostile language (offensive language), meaning 0, 29 vs. 0, 51 vs. hostile language and 0,124 vs. one. These results in 14 measurements for the final dataset: the classification, the first immediate message, eight fundamental emotions in a model by Plutchik, a flag showing the presence of a word contained in the Hate base dictionary in a tweet, and the force of feeling outraged. This data set is compiled of 14 measurements.

#### Dimensionality Reduction

Big data are typically a high-dimensional data set and this high-dimensional data set is very difficult to process. It is therefore very necessary that we



reduce the scale. In order to minimize dimensions, one approach is the choice of functionalities and the other is the reduction of functionalities. We have selected functions in this research and it is shown how selection of functions can improve the accuracy of classification algorithms [13].

Feature selection – In machine learning selection is used to increase the effectiveness of a classification algorithm through the use of special factors (measurements) or information centers. The selection function has been used in the new data set to determine which measurements are gradually valuable for ordering the tweets. We used a whole approach during the selection of features first and Tf-idf, which is a digital statistics that show how important a word is to document in a list or corpus, as the ranker and the frequency of a document (duration – inverse document rate). For the implementation reason the Anaconda system will use a Python 3 for the reduction of the dimensions.

The information gaining method uses the search ranker to give the value of the particular text attribute and will also help in the class identification (hate speech, offensive speech or none of them).

This results support the research provided in paragraph III-A, which shows that all negative emotions are well-classified as positive and their significance for the recognition of speeches of hate in texts.

### 3.3 GridSearchCV and Pipeline

The GridSearchCV incorporates an estimator to adjust hyper-boundaries with a matrix search prelude. It chooses from the lattice journey the right boundary and utilizes it with the client's chosen estimator. The strategies are acquired from the order with the goal that we can utilize them to quantify the positioning, foresee, and so forth.

For the hyper parameter upgrade, Grid Search is valuable. The lattice mission can be applied to alter the boundaries of all estimators of pipelines as though they were a solitary element. To get to estimator attributes, an underscore of the estimator and boundary names will be added to boundaries

or get pipeline approaches as follows: estimator boundary.

We utilize a Grid Search to push the pipeline as the estimator. We do need to set it to a boundary matrix which is the boundaries we have characterized for the pipeline. We utilized approval three or multiple times here. The "fit" and "execution" technique is actualized by GridSearchCV. It likewise actualizes "anticipate," "foresee," "Choice capacity," "change" and whenever utilized in the estimator. By traverse, a boundary framework, the estimator boundaries used to apply these strategies are improved. The accompanying fields are remembered for this pursuit:

- i. Estimator
- ii. Space parameter;
- iii. Check or screening process for applicants;
- iv. Scheme for cross-validation;
- v. Function of the score.

The pipeline is utilized to streamline work processes for AI. Pipelines work by permitting the anchoring of a direct information succession to finish in a demonstrating procedure that can be assessed. An assortment of crude information transformers is regularly used to change each progression of the learning cycle to the right strategy for the last estimator. In any case, if we don't Vectorizer our reports a similar way, we end up with off base or if nothing else confused tests. The SKLearn pipeline part tends to this difficulty.

Pipeline articles can be utilized to incorporate a progression of transformers into a solitary, all around characterized framework that joins normalization, Vectorization, and highlight examination. As demonstrated as follows, pipeline objects move information from a loader to an estimator object that executes our prescient model during the time spent extraction of highlights. Pipelines incorporate non-cyclic diagrams (DAGs), which can without much of a stretch be changed over into a self-assertive complex connection and circle course through direct chains.



#### IV Result Analysis

Here, we use the Python adaptation 3.6 for assessment similarly as its boundary which is the use of this assessment. The plan of steps and the entirety of the estimations with it will be showing up in this bit, in both equal and successive assessment. The finest 4 replicas for assessments are in the like manner presented here.

Table 1: Result Analysis

Classifier	Accuracy
Naïve Bayes	71.33%,
SVM	80.56%
Proposed approach	83%

Table 2: Parameter Analysis

Above table 1 has shown the accuracy and the table 2 has shown the classification parameters in which it is clearly observed that for large number of text our proposed work is better than the previous approaches.

	Precision	Recall	F1-Score	Support
Hate Speech	0.33	0.43	0.37	427
Offensive Speech	0.93	0.87	0.90	5747
Neutral	0.67	0.79	0.72	1261

#### Classification Accuracy

Classification Accuracy is recognized during the relation:

Although, there are harms throughout the accuracy. It supposes corresponding costs for commonly kind of errors. 99% accuracy could be good, excellent, poor, middling, or else dreadful depending primary the difficulty.

$$\text{Accuracy} = \frac{TP+TN}{TP+TN+FP+FN}$$

At this point, we have utilized classification algorithms accessible inside meticulous library. Originally, we will estimation the confusion matrix consequent that we will compute the accuracy throughout via function or else confusion metrics. Accuracy score;

According to Naïve Bayes

Accuracy Score: 71.33%

According to Random Forest

Accuracy Score: 80.56%

As indicated by Logistic Regression with dimensionality reduction (Proposed approach)

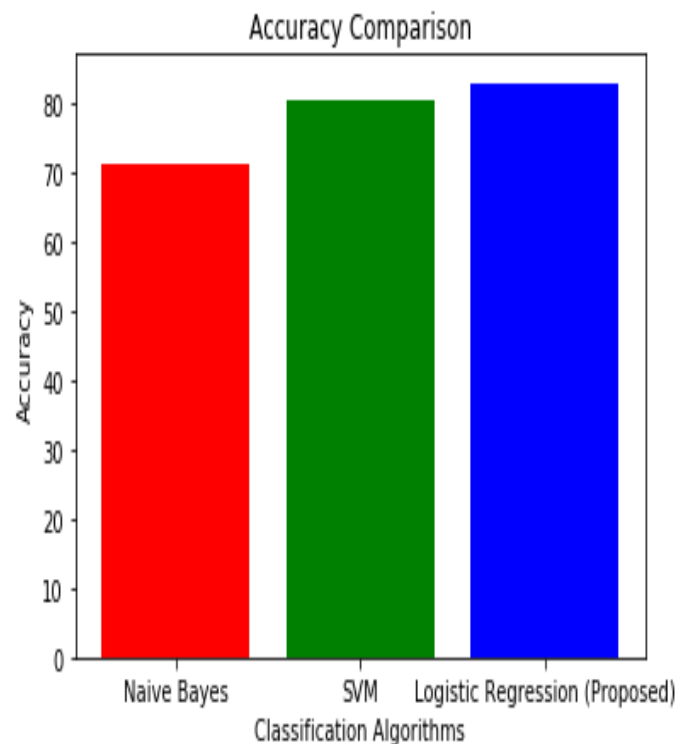


Figure 2: Accuracy Comparison of classifiers



Accuracy Score: 83%

Naïve Bayes, Random Forest and Logistic Regression with dimensionality reduction were implemented and compared to each other in terms of accuracy score. The comparison of classifiers results are shown in the following table.

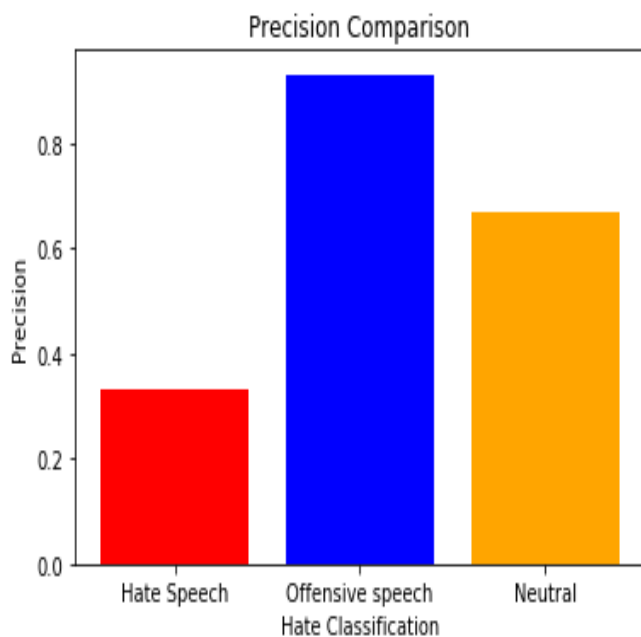


Figure 3: Precision comparison of classifiers

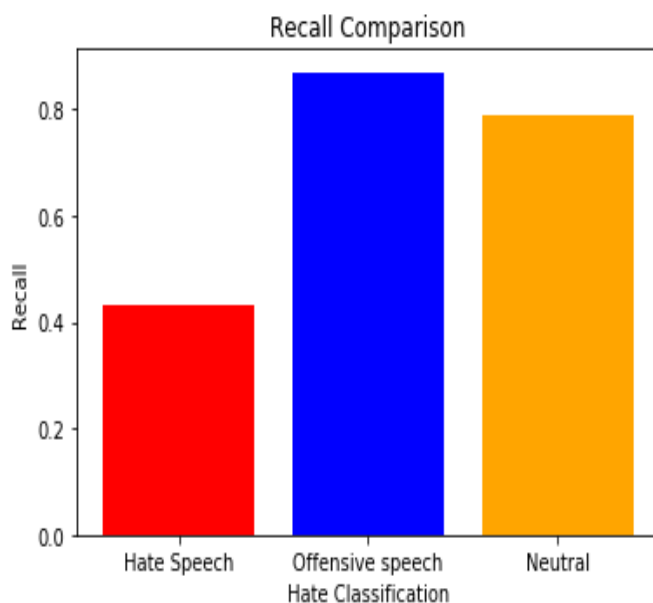


Figure 4: Recall Comparison of classifiers

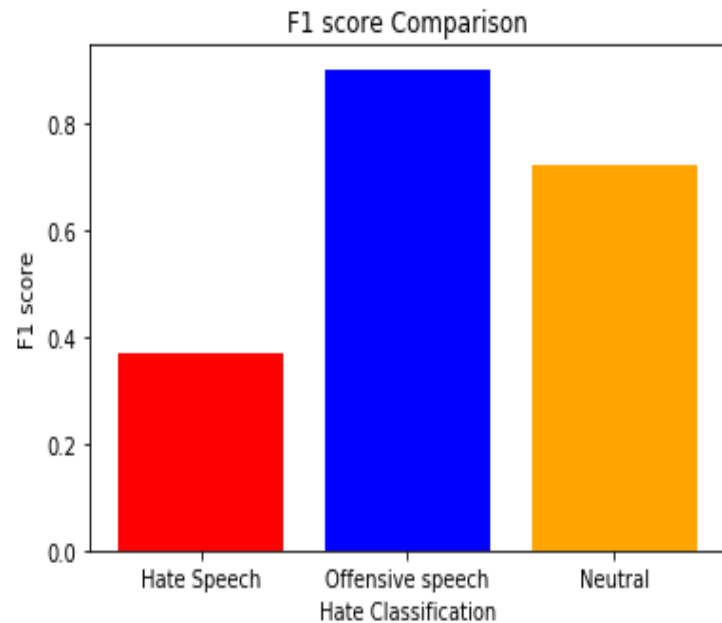


Figure 5: F1 score comparison of classifiers

## V Conclusions

In this postulation, we exhibited how the methodology of decreasing measurements can improve execution. The methodology proposed depends on the choice of capacities, for example, Information increase and Term recurrence, Inverse record recurrence, the Grid Search CV, and pipeline strategy is then utilized as a 5-crease classifier for the chose highlights. Relapse of the rationale indicated an accuracy of 83% which on the equivalent dataset is better than others referred to calculations, for example, Naïve Bayes and SVM. As loathe discourse is as yet a cultural issue, the requirement for computerized hate Speechlocation frameworks is made progressively understood. Our present methodologies and another framework that accomplishes sensible exactness in this assignment have been introduced. With the usage of better interpretability for conquering current systems on this venture, we have executed another methodology. Further examination is significant given all the issues that remain, including hypothetical and reasonable issues.




---

## References

- [1] Pang, B., and L. Lee. "Opinion mining and sentiment analysis. *Found Trends Inf Retr* 2 (1–2): 1–135." (2008).
- [2] Gut, Ulrike, and Petra Saskia Bayerl. "Measuring the reliability of manual annotations of speech corpora." In *Speech Prosody 2004, International Conference*. 2004.
- [3] Hu, Minqing, and Bing Liu. "Mining and summarizing customer reviews." In *Proceedings of the tenth ACM SIGKDD international conference on Knowledge discovery and data mining*, pp. 168-177. 2004.
- [4.] Turney, Peter D. "Thumbs up or thumbs down? Semantic orientation applied to unsupervised classification of reviews." *arXiv preprint cs/0212032* (2002).
- [5.] Tsytsarau, Mikalai, and Themis Palpanas. "Survey on mining subjective data on the web." *Data Mining and Knowledge Discovery* 24, no. 3 (2012): 478-514.
- [6.] Wilson, Theresa, Janyce Wiebe, and Paul Hoffmann. "Recognizing contextual polarity: An exploration of features for phrase-level sentiment analysis." *Computational linguistics* 35, no. 3 (2009): 399-433.
- [7.] Maks, Isa, and Piek Vossen. "A lexicon model for deep sentiment analysis and opinion mining applications." *Decision Support Systems* 53, no. 4 (2012): 680-688.
- [8.] Yu, Liang-Chih, Jheng-Long Wu, Pei-Chann Chang, and Hsuan-Shou Chu. "Using a contextual entropy model to expand emotion words and their intensity for the sentiment classification of stock market news." *Knowledge-Based Systems* 41 (2013): 89-97.
- [9.] Wagh, Rasika, and Payal Punde. "Survey on sentiment analysis using twitter dataset." In *2018 Second International Conference on Electronics, Communication and Aerospace Technology (ICECA)*, pp. 208-211. IEEE, 2018.
- [10.] Malmasi, Shervin, and Marcos Zampieri. "Detecting hate speech in social media." *arXiv preprint arXiv:1712.06427*(2017).
- [11.] R. Nair and A. Bhagat, "Feature selection method to improve the accuracy of classification algorithm," *Int. J. Innov. Technol. Explor. Eng.*, 2019.
- [12.] Martins, Ricardo, Marco Gomes, José João Almeida, Paulo Novais, and Pedro Henriques. "Hate speech classification in social media using emotional analysis." In *2018 7th Brazilian Conference on Intelligent Systems (BRACIS)*, pp. 61-66. IEEE, 2018.
- [13.] Golbeck, Jennifer. "Social Networking." *The Wiley Handbook of Human Computer Interaction* 2 (2018): 757-768.