



Design and Strength Check For Turbine Inlet Butterfly Valve Using Computational Testing Method

Akhil Kumar¹, Gagan Varshney²

¹P.G. Students, Department of Mechanical Engineering, Greater Noida Institute of Technology
Greater Noida, UP, India

² Assistant Professor, Department of Mechanical Engineering, Greater Noida Institute of
Technology Greater Noida, UP, India

¹akhildahiya21061992@gmail.com, ²gagan.me@gniot.net.in

Abstract- Butterfly valves are used to control discharge of fluids in penstock of hydropower plants or industrial pipe networks. It has a disc installed in between which can be made to rotate manually or automatically by pneumatic servomotors. These valves are also used as complete shut off valve. The disc of butterfly valve is subjected to pressure of fluid flowing in pipes which tries to deform it. The resistance to this pressure is offered by disc when stresses are induced in it. For safe working of butterfly valves, it is necessary that the stresses induced do not exceed elastic limit otherwise it will lead to its permanent deformation. The 3D modeling to be performs for butterfly valve by using CAD software. Further the stress & displacement FEM analysis of the butterfly valve to be performed by using ANSYS tool to evaluate the optimized result.

Keywords:- Butterfly Valve, FEM, CAD design, Stress, Deformation, CATIA, ANSYS.

Introduction

Hydro control is considered as a standout amongst the most efficient and non-dirtying wellsprings of vitality. Power age from the water is named as Hydroelectricity. Hydroelectricity implies power created by hydro control or from the utilization of the gravitational power of falling water or streaming water. A standout amongst the most well-known types of energy age since this type of vitality neither creates coordinate waste issue nor it is subjected to weariness.

Presently a day's more hydro electrical power plants being setup and revamped. Yet at the same time the outline and advancement of hydro electrical power plant depends on the conventional strategies. Accordingly there is a gigantic extent of use of cutting edge's procedure like limited component technique (FEM) for accomplishing greatest conceivable enhancement. In any power plant valves for various reasons for existing are generally required. Regularly it is a closed off valve just before the turbine. Along these lines the turbine might be exhausted without discharging the pole or penstock. What's more the guide vane course is depresserised with the goal that spillage stream is stayed away from.

The butterfly valve is one of the kinds of stop gadgets most generally utilized in hydropower station and frameworks. Its utilization is favored as a result of their generally minimal effort, minimization, light weight, sensible water snugness and straightforwardness of operation.



Essentially: Butterfly valve comprises of a round, focal point formed or open edge moving circle and body. The plate is rotated in the body by two trunnions. At the point when open the plane of symmetry of the circle lies parallel to the penstock pivot.

1. Unit seclusion in multi-unit plants where one penstock bolsters more than one unit.
2. Stops the water stream to the turbine when no water is to be permitted to course through the guide vanes.
3. Stops the water section if there should be an occurrence of crisis that is non-conclusion of guide contraction or in case of low oil weight in the framework.
4. To encourage assessment of water way section.
5. To avoid expansive harm at an inevitable burst of the penstock, a pipe soften valve is ordinarily introduced up the pipe only downstream of the stop valve.

1.1.1 Open position and Closed position

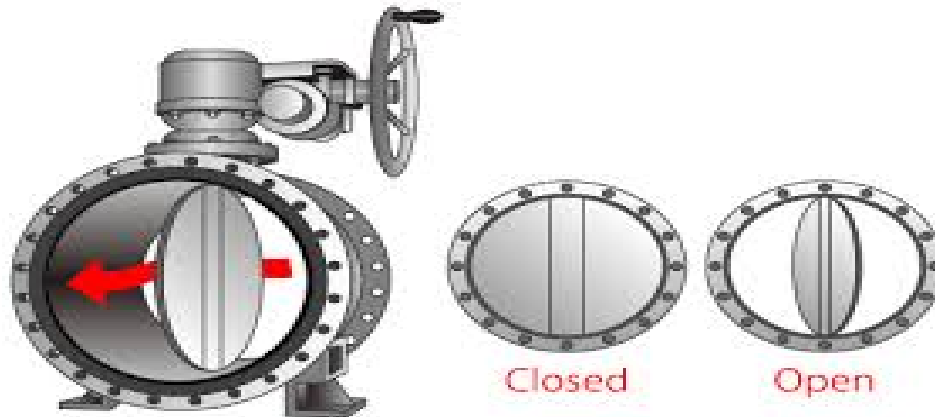


Fig. 1.1: Principle drawings for valves.

II. Methodology

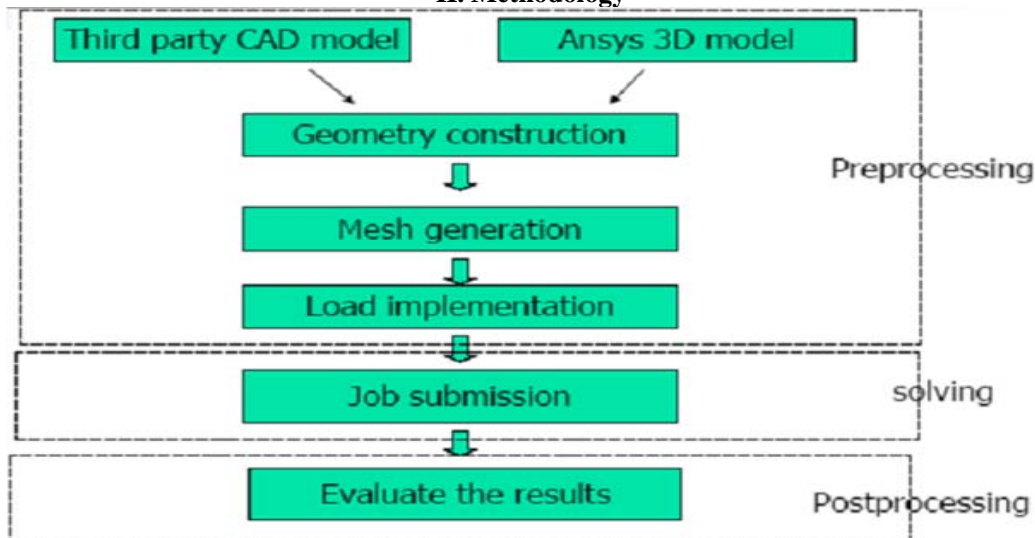


Fig. 2.1: Methodology.



III. Simulation & Modeling

3.1 Steel Material CAD Model

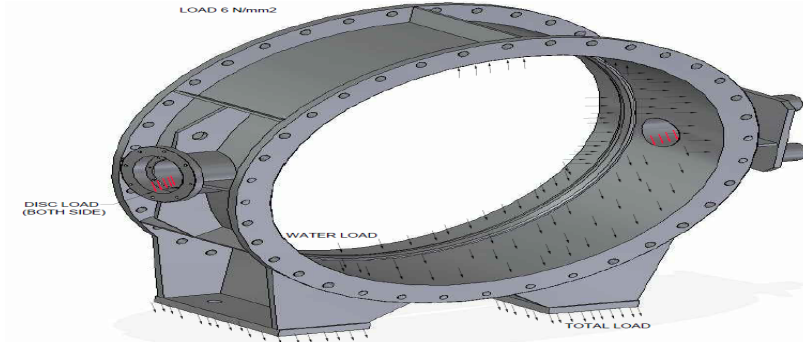


Fig. 3.1: CAD 3D model.

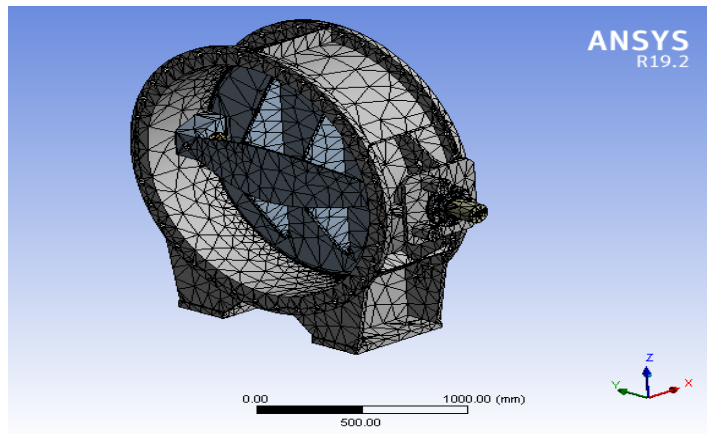


Fig. 3.2: BFV 1500 valve import and mesh to ANSYS workbench 19.2.

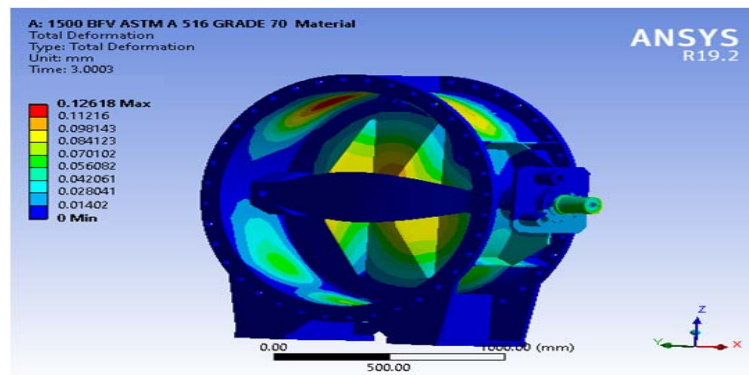


Fig. 3.3: BFV 1500 valve deformation results.

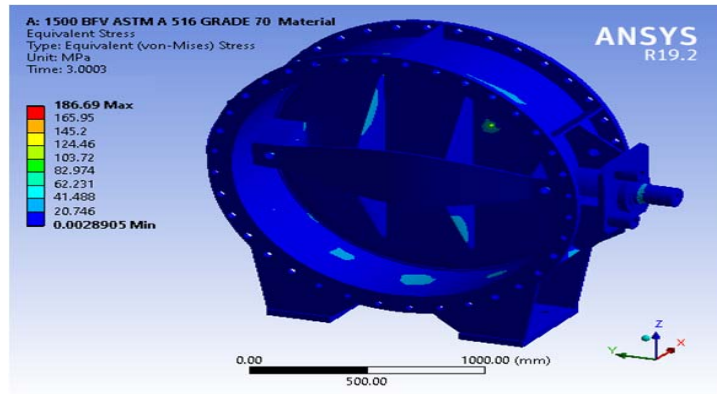


Fig. 3.4: BFV 1500 valve stresses results.

3.2 Cast Iron Material Exiting

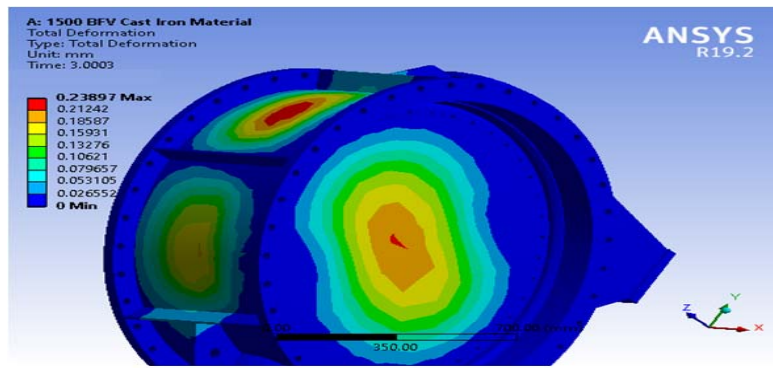


Fig. 3.5: BFV 1500 valve deformation results.

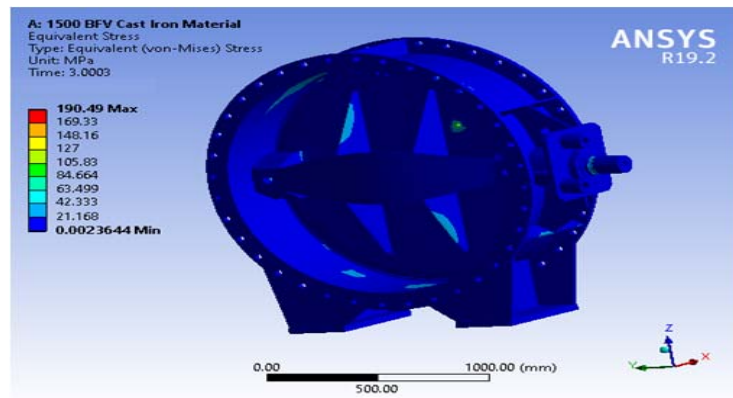


Fig. 3.6: BFV 1500 valve stresses results.



IV. Result & Discussion

Static analysis of finite element of butterfly valve disc & body allows quantitative and qualitative assessment of the state of stress and strain by highlighting critical areas:

- Valve disc - equivalent stress appear in the transition area between support rib and disc seat area.
- Valve body – equivalent stress appear in the surface contact between trunnions disc and hub body.

Von Mises equivalent stresses do not exceed $= 225 \text{ N/mm}^2$; than admissible stress value $\sigma_a = 1.5 \times 150 = 225 \text{ N/mm}^2$. Accordance to maximum deformations is produced on the top and bottom of the valve body & valve disc and does not exceed 1.3 mm.

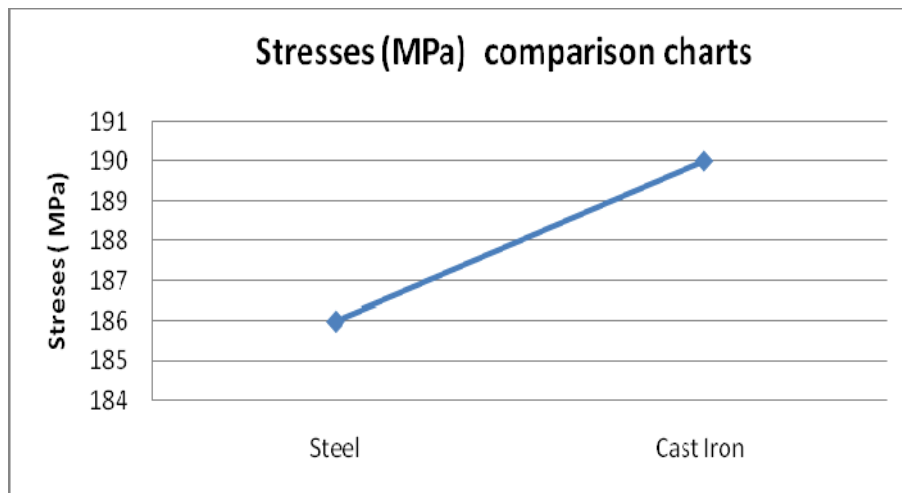


Fig. 4.1: Stresses comparison charts.

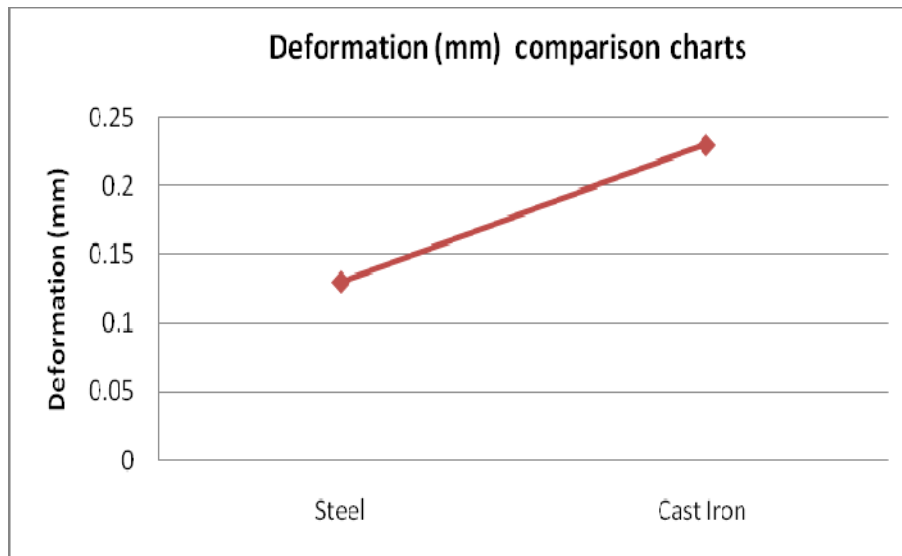


Fig.4.2: Deformation comparison charts.



V. Conclusion

We find that, the Von Mises Stress induced and deformation in the parts of Butterfly Valve because of applied pressure of 0.6 N/mm^2 , are less than the yield strength of the material. Hence we conclude that, Design of Butterfly Valve for chosen material is safe.

We find that, the Von Mises Stress induced and deformation in the parts of Butterfly Valve because of applied pressure of 0.6 N/mm^2 , are less than the yield strength of the material. Hence we conclude that, Design of Butterfly Valve for chosen material is safe.

References:-

- [1] Cohn, S.D., Performance Analysis of Buttery Valves," J. Instruments and Control Systems, 24, pp. 880-884, 1951
- [2] McPherson, M.B., Strausser, H.S., and Williams, J.C., Buttery Valve Flow Characteristics," J. Hydraulics Division, 83(1), pp. 1-28. 1957
- [3] Sarpkaya, T., 1961, Torque and Cavitation Characteristics of Buttery Valves," J. Applied Mechanics, 28(4), pp. 511-518.
- [4] Addy, A.L., Morris, M.J., and Dutton, J.C., "An Investigation of Compressible Flow Characteristics of Buttery Valves," J. Fluids Engineering, 107(4), pp. 512-517, 1985
- [5] Eom, K., Performance of Buttery Valves as a Flow Controller," J. Fluids Engineering, 110(1), pp. 16-19. 1988
- [6] Morris M. J. and Dutton J. C., 1989, "Compressible Flowfield Characteristics of Butterfly Valves", ASME J. Fluids Eng., 111, pp.400-407, 1989
- [7] Morris M. J. and Dutton J. C., "An Experimental Investigation of Butterfly Valve Performance Downstream of an Elbow", ASME J. Fluids Eng., 113, pp.81-85, 1991
- [8] Kimura, T., Tanaka, T., Fujimoto, K., and Ogawa, K. Hydrodynamic Characteristics of a Buttery Valve -Prediction of Pressure Loss Characteristics," ISA Trans., 34(4), pp. 319- 326, 1995
- [9] Ogawa, K., and Kimura, T., Hydrodynamic Characteristics of a Buttery Valve - Prediction of Torque Characteristics," ISA Trans., 34(4), pp. 327-333, 1995
- [10] Huang, C., and Kim, R.H., Three-dimensional Analysis of Partially Open Buttery Valve Flows," J. Fluids Engineering, 118(3), pp. 562-568. 1996
- [11] Lin, F., and Schohl, G.A., CFD Prediction and Validation of Buttery Valve Hydrodynamic Forces," Proceedings of the World Water and Environmental Resources Congress, pp. 1-8., 2004
- [12] Hoerner, S., Fluid-Dynamic Drag: Practical Information on Aerodynamic Drag and Hydrodynamic Resistance, Hoerner Fluid Dynamics, CA. 1958



-
- [13] Song, X., Wang, L., and Park, Y., Fluid and Structural Analysis of Large Butterfly Valve," AIP Conference Proceedings, 1052, pp. 311-314, 2008
- [14] Henderson, A.D., Sargison, J.E., Walker, G.J., and Haynes, J.H., A Numerical Prediction of the Hydrodynamic Torque Acting on a Safety Butterfly Valve in a Hydro- Electric Power Scheme," WSEAS Trans. on Fluid Mechanics, 1(3), pp. 218-223.2008
- [15] Kulvant Singh Parmar, Yogesh Mishra "Structural Design and FEM Analysis of Large Butterfly Valve: A Review" International Journal of Engineering and Technical Research (IJETR) ISSN: 2321-0869, Volume-3, Issue-5, May 2015
- [16] Atul Shrivastava , Arun Patel"STRUCTURAL DESIGN & FEM ANALYSIS OF LARGE BUTTERFLY VALVE "International Research Journal of Engineering & Applied Sciences, IRJEAS www.irjeas.org, ISSN(O): 2322-0821, ISSN(P): 2394-9910, Volume 5 Issue 4, Page 25-30, Oct 2017-Dec 2017
- [17] Ujjwal Kumar, Vishnu Prasad, Ruchi Khare "NUMERICAL COMPUTATION OF STRESSES ON BUTTERFLY VALVE"IJARSE, Vol 06, Issue 02, 2017.